

Worry-free sub-zero power generation all winter.

Re-Air regulates airflow to eliminate power drops and elevated emission levels caused by cold air, while extending the life of the engine.

- Thermostatically controlled engine environment ensures efficiency and longevity in extreme cold
- 12kW to 45kW gen-set options for multiple applications
- All units driven by reliable Kubota diesel engines
- Skid or trailer mounted options.



GENERATORS



With Re-Air

BUILT ARCTIC TOUGH

www.EquipmentSourceInc.com

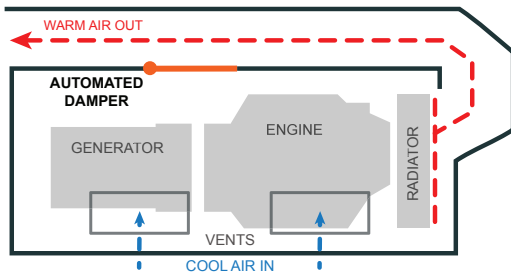
Standard Features

- Kubota diesel engine
- Mecc Alte and Stamford Generators
- Isolation breakers on all load connections
- Large interior fill pipe
- Durable powder coated finish
- Full Containment
- Large access doors for easy maintenance
- Fully winterized engine
- Arctic grade wiring


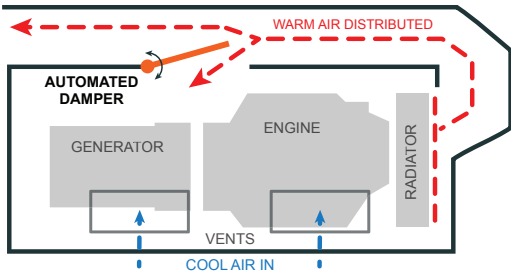
Generator Options

- Long run oil pan
- Fork pockets or lifting D rings
- 12, 15, 18, 20, 24, 36, 45 kilowatt rated ge-set
- Onboard 20kW load bank to keep engine under constant load
- Selectable voltage output of 208V or 480V (3-phase)
- Dual 3500 lb. axle trailer with DOT trailer lights, electric brakes, jack stand, and safety chains
- Automatic Transfer Switch Options

WARM WEATHER
Warm air from the engine is dumped outside the enclosure keeping it cool.



COLD WEATHER
Automated damper rotates distributing an appropriate amount of warm air back into the enclosure while dumping the excess heat.



| Re-Air Model | Generator Model | Power Rating | Enclosure Dimensions | STD Oil Pan Weight | LRT Weight | Trailer Weight |
|--------------|-----------------|--------------|-------------------------------------|---|------------|-----------------------|
| AR2 | KPG-12-AR2 | 12kW | Skid Mounted: 85"L x 39"W x 66"T | 1840 lbs | 2400 lbs | <i>In Development</i> |
| | KPG-14-AR2 | 14kW | | 1840 lbs | 2400 lbs | |
| | KPG-18-AR2 | 18kW | | 2270 lbs | 2600 lbs | |
| | KPG-20-AR2 | 20kW | | 2270 lbs | 2600 lbs | |
| | KPG-24-AR2 | 24kW | | 2370 lbs | 2600 lbs | |
| AR3 | KPG-28-AR3 | 28kW | Skid Mounted: 97"L x 42"W x 82"T | No Fuel 3100 lbs | 3600 lbs | 1350 lbs |
| | KPG-36-AR3 | 36kW | | Full Fuel 4200 lbs | 4700 lbs | |
| | KPG-45-AR3 | 45kW | | Trailer Mounted: 166"L x 78"W x 98"T | 4300 lbs | |

Anchorage, AK | 907-341-2250
7780 Old Seward Hwy

Fairbanks, AK | 907-458-9049
1919 Van Horn Rd.

Renton, WA | 425-251-6119
1010 SW 41st St.

Williston, ND | 701-774-5312
5064 Bennet Loop